




## Millet Suspension double emission

Extruded aluminium profile with 10 cm pitch cut-to-size, with opal or prismatic polycarbonate diffuser UGR<19. Dual light emission, 23W/m downwards, 15W/m upwards. Integrated for On/Off and DALI power supplies, emergency module available on request. Designed to be installed suspended, with L2000mm cable, other sizes on request.

<b>Code</b>	<b>6969-64-101</b>	
<b>Type</b>	Light Line Profiles - Suspension double emission	
<b>Designer</b>	S.T. Fabas Luce	
<b>Eancode</b>	8019282520139	
<b>Customs tariff</b>	94054239	
<b>Color</b>	Black	
<b>Material</b>	Aluminum frame and polycarbonate	
<b>IP</b>	IP40	
<b>IK</b>	08	
<b>Insulation Class</b>		
<b>Operating ambient temperature</b>	-25C° +45C°	
<b>Years of warranty</b>	5	
<b>Made In</b>	Italy	
<b>Item Dimensions</b>	70x46xMax 2000mm - 2,2/mkg	
	<b>Light Source 1</b>	<b>Light Source 2</b>
<b>Light source</b>	LED Built-in	LED Included
<b>LED Characteristics</b>	SMD	SMD
<b>Number of LEDs</b>	80 LED/mt	140 LED/mt
<b>Light Source Lumen</b>	3580 lm/m	3580 lm/m
<b>Item Lumen</b>	2243 lm/m	2243 lm/m
<b>Color Temperature</b>	Natural white 4000 K	Natural white 4000 K
<b>Optics</b>	Opal	Opal
<b>Typical CRI</b>	85	
<b>Minimum CRI</b>	80	80
<b>Luminous Flux Maintenance</b>	>100.000 h L80 B10	>80.000 h L70 B50
<b>Energy Efficiency Class</b>		
	<b>Electrical specifications 1</b>	<b>Electrical specifications 2</b>
<b>Input Voltage</b>	220/240V AC 50/60Hz	220/240V AC 50/60Hz
<b>Total Absorbed Power</b>	23W/ml	15W/ml
<b>Driver</b>	Included	Included
<b>Control System</b>	On/Off	On/Off
<b>Power Supply Type</b>	Costant Current	Costant Current
<b>Driver Output</b>	350mA	24V DC
<b>Driver Input</b>	220 - 240 VAC 50/60 Hz	220 - 240 VAC 50/60 Hz

