

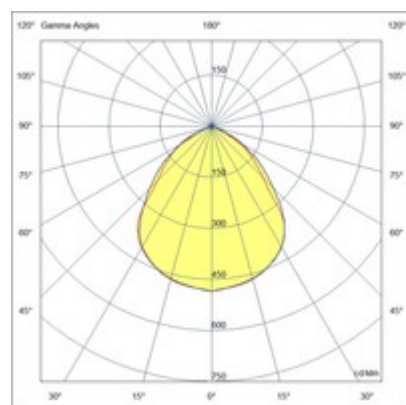
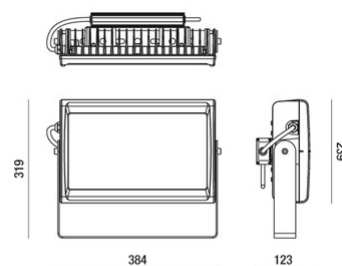


## Zeus 135W

High efficiency floodlight for functional and architectural lighting. Suitable especially for outdoor areas. It has a wide range of optics to meet all design needs. Device made of die-cast aluminum copper free EN AB 44100. Polyester painting QUALICOAT (Class 1), corrosion resistant to salt spray for 28 days, conforms to Standard IEC60092-306. Available in grey color RAL 7040, INOX brackets.

|                                      |   |
|--------------------------------------|---|
| <b>Code</b>                          | <b>6870-04-724</b>  |
| <b>Type</b>                          | Outdoor Projector   |
| <b>Designer</b>                      | S.T. Fabas Luce   |
| <b>Eancode</b>                       | 8019282106180   |
| <b>Customs tariff</b>                | 94054239  |
| <b>Color</b>                         | Grey RAL 7040   |
| <b>Material</b>                      | Aluminum frame  |
| <b>IP</b>                            | IP65  |
| <b>IK</b>                            | 07  |
| <b>Insulation Class</b>              |  CL1 |
| <b>Operating ambient temperature</b> | -20+35°C  |
| <b>Years of warranty</b>             | 5   |
| <b>Made In</b>                       | Italy   |
| <b>Item Dimensions</b>               | 384x123x319mm - 6.9kg   |
| <b>Packaging Dimensions</b>          | 420x170x420mm - 7.3kg   |
| <b>Light Source 1</b>                |   |
| <b>Light source</b>                  | LED Built-in  |
| <b>LED Characteristics</b>           | SMD   |
| <b>Light Source Lumen</b>            | 18800 lm  |
| <b>Item Lumen</b>                    | 17620 lm  |
| <b>Color Temperature</b>             | Natural white 4000 K  |
| <b>Optics</b>                        | 90°   |
| <b>Minimum CRI</b>                   | >80   |
| <b>Luminous Flux Maintenance</b>     | >60.000h L70 B50  |
| <b>Energy Efficiency Class</b>       |    |
| <b>Electrical specifications 1</b>   |   |
| <b>Input Voltage</b>                 | 220/240V AC 50/60Hz   |
| <b>Total Absorbed Power</b>          | 132W  |
| <b>Driver</b>                        | Included  |
| <b>Power Factor</b>                  | >0,9  |
| <b>Control System</b>                | On/Off  |



CE