




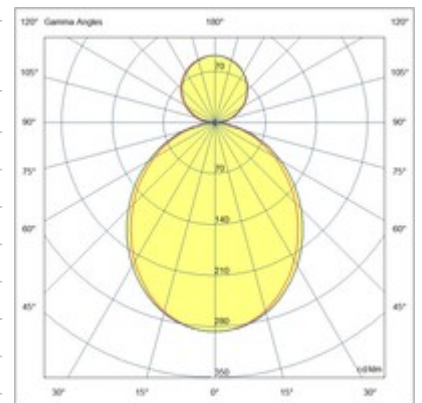
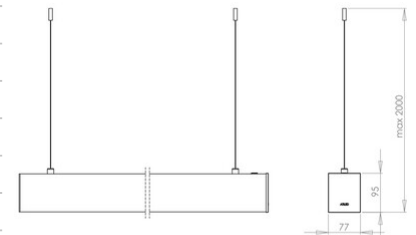
Turner Suspension double emission

Modular linear profile in extruded aluminum, with opal or microprismatic polycarbonate diffuser UGR<19. Available in 29W+15W/m. warm white or natural. Integrated power supply for On/Off and DALI; emergency module available on demand. Suitable to be installed as suspension in the bidirectional configuration. Complete with suspension and power cable max 2m.

| | |
|--------------------------------------|---|
| Code | 6853-62-101 |
| Type | Light Line Profiles - Suspension double emission |
| Designer | S.T. Fabas Luce |
| Eancode | 8019282534365 |
| Customs tariff | 94054239 |
| Color | Black |
| Material | Aluminum frame |
| IP | IP40 |
| IK | 08 |
| Insulation Class |  CL1 |
| Operating ambient temperature | -20C° +45° |
| Years of warranty | 5 |
| Made In | Italy |
| Item Dimensions | 77x95xMax 2000mm - 3,950/mtkg |

| | Light Source 1 | Light Source 2 |
|----------------------------------|---|---|
| Light source | LED Built-in | LED Built-in |
| LED Characteristics | SMD | SMD |
| Number of LEDs | 70 LED/m | 140 LED/m |
| Light Source Lumen | 3470 lm/m | 1290 lm/m |
| Item Lumen | 1951 lm/m | 1131 lm/m |
| Color Temperature | Warm white 3000K | Warm white 3000K |
| Optics | Opal | Opal |
| Typical CRI | 85 | |
| Minimum CRI | 80 | 80 |
| Luminous Flux Maintenance | >100.000 h L70 B50 | >80.000 h L70 B50 |
| Energy Efficiency Class |  |  |

| | Electrical specifications 1 | Electrical specifications 2 |
|-----------------------------|------------------------------------|------------------------------------|
| Input Voltage | 220/240V AC 50/60Hz | 220/240V AC 50/60Hz |
| Total Absorbed Power | 29W/ml | 15W/ml |
| Driver | Included | Included |
| Control System | On/Off | On/Off |
| Power Supply Type | Costant Voltage | Costant Voltage |
| Driver Output | 24V DC | 24V DC |
| Driver Input | 220 - 240 VAC 50/60 Hz | 220 - 240 VAC 50/60 Hz |



CE