



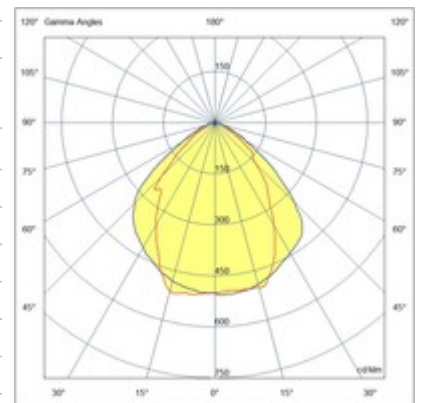
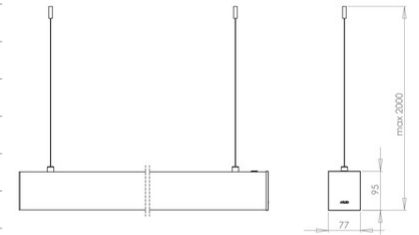
## Turner Suspension lamp

Modular linear profile in extruded aluminum, with opal or microprismatic polycarbonate diffuser UGR<19. Available in 29W/m, warm white or natural white. Integrated power supply for On/Off and DALI; emergency module available on demand. Suitable to be installed as suspension in unidirectional configuration. Complete with suspension and power cable max 2m.

|                                      |  |
|--------------------------------------|--|
| <b>Code</b>                          | <b>6847-64-222</b>   |
| <b>Type</b>                          | Light Line Profiles - Suspension lamp  |
| <b>Designer</b>                      | S.T. Fabas Luce  |
| <b>Eancode</b>                       | 8019282534549  |
| <b>Customs tariff</b>                | 94054239   |
| <b>Color</b>                         | Black  |
| <b>Material</b>                      | Aluminum frame   |
| <b>IP</b>                            | IP40   |
| <b>IK</b>                            | 08   |
| <b>Insulation Class</b>              | <br>CL1 |
| <b>Operating ambient temperature</b> | -20C° +45°   |
| <b>Years of warranty</b>             | 5  |
| <b>Made In</b>                       | Italy  |
| <b>Item Dimensions</b>               | 77x95xMax 2000mm - 3,950/mtkg  |

|                                  |   |
|----------------------------------|---|
| <b>Light Source 1</b>            |   |
| <b>Light source</b>              | LED Built-in  |
| <b>LED Characteristics</b>       | SMD   |
| <b>Number of LEDs</b>            | 70 LED/mt   |
| <b>Light Source Lumen</b>        | 3570 lm/m   |
| <b>Item Lumen</b>                | 2308 lm/m   |
| <b>Color Temperature</b>         | Natural white 4000 K  |
| <b>Optics</b>                    | Prismatic   |
| <b>Typical CRI</b>               | 85  |
| <b>Minimum CRI</b>               | 80  |
| <b>Luminous Flux Maintenance</b> | >100.000 h L70 B50  |
| <b>UGR</b>                       | <19   |
| <b>Energy Efficiency Class</b>   |  |

|                                    |                        |
|------------------------------------|------------------------|
| <b>Electrical specifications 1</b> |                        |
| <b>Input Voltage</b>               | 220/240V AC 50/60Hz    |
| <b>Total Absorbed Power</b>        | 29W/ml                 |
| <b>Driver</b>                      | Included               |
| <b>Control System</b>              | DALI                   |
| <b>Power Supply Type</b>           | Costant Current        |
| <b>Driver Output</b>               | 24V DC                 |
| <b>Driver Input</b>                | 220 - 240 VAC 50/60 Hz |



CE